

From micro-services to micro-brewery

From all of us at AWS re:invent 2018, cheers from Dynatrace.

Micro (Brew) Services Summary

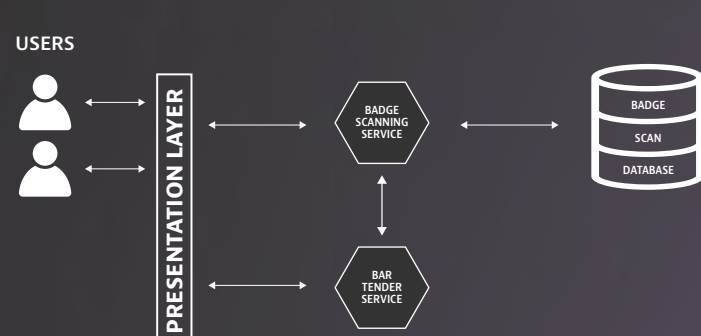


DAY	DURATION		BEER ANALYSIS				WINE ANALYSIS			
	START TIME	STOP TIME	15.5 GAL KEGS OF BEER	PINTS POURED	MINS PER KEG	PINTS PER MINUTE	BOTTLES OF WINE	GLASSES SERVED	MINS PER BOTTLE	GLASSES PER MINUTE
MON	16:00	18:00	2	248	60	2.1	8	40	15	0.3
TUES	16:00	18:00	4	496	30	4.1	12	60	10	0.5
WED	16:00	18:00	5	620	24	5.2	20	100	6	0.8

An agile approach to thirst reduction

Continuous improvement solves increased demand and service inefficiencies, all to serve better quality drinks, faster.

MONDAY: Monolithic drink service



DAY 1 OUTCOME

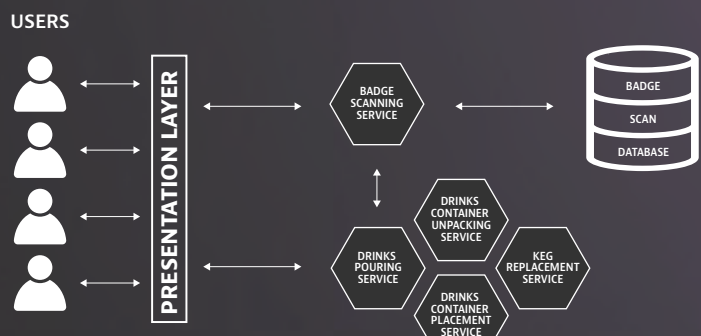
- Slow service
- Bad user experience
- Lead volumes down
- Stressed bartender

THROUGHPUT

DAY	DURATION		BEER ANALYSIS				WINE ANALYSIS			
	START TIME	STOP TIME	15.5 GAL KEGS OF BEER	PINTS POURED	MINS PER KEG	PINTS PER MINUTE	BOTTLES OF WINE	GLASSES SERVED	MINS PER BOTTLE	GLASSES PER MINUTE
MON	16:00	18:00	2	248	60	2.1	8	40	15	0.3

288 drinks poured

TUESDAY: Monolithic "Bartender" service broken into micro-services



DAY 2 OUTCOME

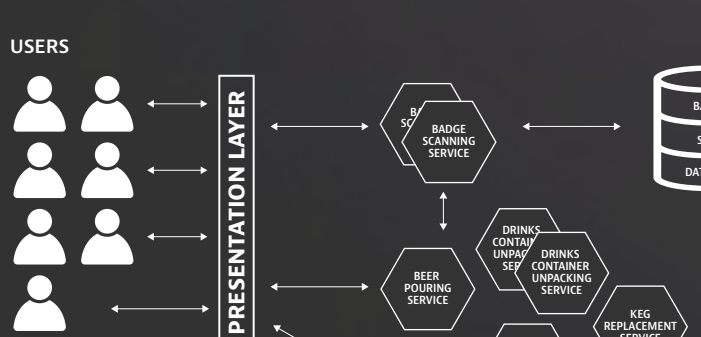
- Service improvement
- User satisfaction increases
- Lead volumes up
- Bartender still stressed

THROUGHPUT

DAY	DURATION		BEER ANALYSIS				WINE ANALYSIS			
	START TIME	STOP TIME	15.5 GAL KEGS OF BEER	PINTS POURED	MINS PER KEG	PINTS PER MINUTE	BOTTLES OF WINE	GLASSES SERVED	MINS PER BOTTLE	GLASSES PER MINUTE
TUES	16:00	18:00	4	496	30	4.1	12	60	10	0.5

556 drinks poured

WEDNESDAY: Full execution of micro-services in production



DAY 3 OUTCOME

- Rapid deployment
- Ecstatic users
- Extreme lead volume
- Bartender still stressed

THROUGHPUT

DAY	DURATION		BEER ANALYSIS				WINE ANALYSIS			
	START TIME	STOP TIME	15.5 GAL KEGS OF BEER	PINTS POURED	MINS PER KEG	PINTS PER MINUTE	BOTTLES OF WINE	GLASSES SERVED	MINS PER BOTTLE	GLASSES PER MINUTE
WED	16:00	18:00	5	620	24	5.2	20	100	6	0.8

720 drinks poured

From reinventing drinks service to reinventing Dynatrace

Four years ago we recognized that the cloud would disrupt everything. Dynamic multi-cloud environments, with container and microservice architectures render existing monitoring tools useless. We completely reinvented our platform, with AI and automation at the core. Today, we remain the leader in APM, but we are much more than that, with an all-in-one platform unlike anything you've seen before.

2014
2
major releases / year

2018
26
major releases / year

Is giving away free beer your day job?

Unfortunately not. But with Dynatrace you will have more time for it.



Automated

Zero-touch discovery, continuous discovery and mapping, effortless problem identification and root cause



Full stack

Understand all the relationships and interdependencies, top to bottom, for your complex enterprise cloud ecosystem



AI-powered

Deterministic, causation-based AI for real-time insights, actions and actionable answers, not just more data



4 minutes means **more time for beer**

Sometimes 4 minutes can feel like a lifetime, like when you're thirsty and waiting for a cheeky refreshment from your friends at Dynatrace.

Download the free 15-day trial at www.dynatrace.com/trial

